

KWD Market + Charts

Heating & Plumbing Pipes Europe 2023

Consumption of pipes by material and country

Contents:

- Introduction / Housing Completions Statistics
- Consumption of Heating & Plumbing Pipes 2021 – 2025
- European Overview of Heating & Plumbing Pipes
- KWD-globalpipe - News on plastic pipes and fittings in 2022
- Long Term Charts Europe and TOP5 Countries 2006 - 2025
- Company Profiles of European Pipe Manufacturers
- Pipes in "Tons" - Long Term Charts 2021 – 2025

Includes the following Excel spreadsheets:

- Heating & Plumbing Pipe Consumption (tables and graphs)
- Long Term Charts (tables and graphs)
- Crisis Calculator (for individual adjustment of the estimation 2024/25)

Price Information:

19 Countries, 278 pages, in English language. Contains: digital version as pdf file, Excel files: Pipe Consumption / Long Term Charts / Crisis Calculator

1.200,- € for subscribers of KWD-SHK or KWD-globalpipe, 1.450,- € for all others

Authors:

Author of this KWD Report "Heating & Plumbing Europe 2023" are the chief-editor of the KWD newsletters Jutta Hix and the consultant for plastic pipes Achim Seydel.



Contents

1 Introduction	
1.1 Author	6
1.2 An Introduction to the Report Update	6
1.3 Analyzed Materials and applications	7
1.4 Mainly used pipe materials by application	8
1.5 Methods of KWD Market Research	9
2 Statistics: Country and Construction Information	
2.1 Basic Information and Economy Growth (GDP) by Countries	10
2.2 Total Volume of Construction Output	11
2.3 Residential New Buildings (completed units) by Country	12
2.4 Completed new Dwellings by country 2017 – 2025	15
3 Consumption of Heating & Plumbing Pipes 2021 - 2025	
3.1 Austria (tables and charts)	22
3.2 Belgium (tables and charts)	26
3.3 Czech Republic (tables and charts)	30
3.4 Denmark (tables and charts)	34
3.5 Finland (tables and charts)	38
3.6 France (tables and charts)	42
3.7 Germany (tables and charts)	46
3.8 Great Britain (tables and charts)	50
3.9 Hungary (tables and charts)	54
3.10 Ireland (tables and charts)	58
3.11 Italy (tables and charts)	62
3.12 Netherlands (tables and charts)	66
3.13 Norway (tables and charts)	70
3.14 Poland (tables and charts)	74
3.15 Portugal (tables and charts)	78
3.16 Slovakia (tables and charts)	82
3.17 Spain (tables and charts)	86
3.18 Sweden (tables and charts)	90
3.19 Switzerland (tables and charts)	94
4 European Overview of Heating & Plumbing Pipes	
4.1 Consumption of Heating & Plumbing Pipes - Western Europe	98
4.2 Consumption of Heating & Plumbing Pipes - Eastern Europe	102
4.3 Consumption of Heating & Plumbing Pipes -Europe (Total)	106
4.4 European Pipe Consumption broken down by applications 2023	110
4.5 Development of Pipe Consumption in Europe 2019/2021/2023/2025.	12
4.6 Overview: Heating & Plumbing Pipes per Country 2023	114
5 Long Time Charts 2006 - 2025	
Europe / Germany / France / Great Britain / Italy / Poland	
6 KWD-globalpipe - News on plastic pipes and fitting 2022	116
7 KWD Crisis Calculator – handles unexpected crises	139
8 Company Profiles	142
9 Consumption of Heating & Plumbing Pipes in tons	240



Information on this report - An Introduction

The present report KWD Market + Charts "Heating & Plumbing Pipes Europe 2023" is prepared on a regular basis. The report estimates how many million meters of pipe have been used in domestic installations in Europe and lists them according to pipe materials and application areas. This report considers the 19 European countries that are listed in Euroconstruct under EC 19.

Response to the consequences of the different crisis

After nearly three years, we are looking forward with hope to the end of the Corona Pandemic. But instead we are struggling with the effects of the Ukraine war as the supply difficulties and energy crisis and the resulting economic slowdown.

One basis of our study are the new construction and modernization figures of the Euroconstruct network. While there was still a positive optimism in the Euroconstruct forecasts a year ago and also in the Euroconstruct conference of June this year, a little pessimism is now returning after the Euroconstruct winter conference of November 2022. The headline of the press release on the Euroconstruct conference reads: "Nearly all factors negative as European construction looks set to stagnate".

The Crisis Calculator

Nevertheless, we are trying to determine how pipe consumption currently is and will become in the near future. So we work on the basis of statistical values and forecasts for construction completions and modernizations in residential and non-residential construction.

However, since even we cannot be clairvoyant and crises have the property of changing developments at short notice, we are once again including the crisis calculator. This makes it possible for each individual, to gradually estimate developments higher or lower on a country-by-country basis for the years 2024 and 2025.

Analyzed Pipe Materials and Applications

In the report KWD Market + Charts "Heating & Plumbing Pipes Europe" we provide market estimates broken down by country, application and pipe materials for the use of indoor pipes.

Applications

FH: under floor heating / surface heating and cooling

RA: radiator connection

SA: hot and cold water / sanitary systems

Pipe Materials

Metal Pipes from

- Steel: Steel / C-Steel
- Copper: Copper
- StSteel: Stainless Steel

Plastic Pipes from

- PEX: Crosslinked Polyethylene (total of PE-Xa, PE-Xb and PE-Xc)
- PE-RT: Polyethylene of Raised Temperature Resistance
- PP-R: Propylene Random Copolymer
- PB: Polybutylene

Multilayer Composite Pipes

- PEX or PE-RT / Al / PEX or PE-RT



3.16 Slovakia (tables and charts)

Floor Heating / Surface Heating & Cooling - Slovakia

Year	Metal-Pipes			Plastic-Pipes				Multi	Totals		Total
	Steel	Copper	StSteel	PEX	PE-RT	PP-R	PB	layer	Metal	Plastics	
2021	0.00	0.00	0.00	0.71	0.95	0.00	0.00	0.15	0.00	1.66	1.81
2022	0.01	0.00	0.00	0.76	1.01	0.00	0.00	0.16	0.01	1.77	1.94
2023	0.01										
2024	0.01										
2025	0.01										

Sanitary / Hot & Cold Water Systems - Slovakia

Year	Metal-Pipes			Plastic-Pipes				Multi	Totals		Total
	Steel	Copper	StSteel	PEX	PE-RT	PP-R	PB	layer	Metal	Plastics	
2021	0.33	0.60	0.00	0.32	0.24	1.18	0.07	0.98	0.93	1.81	3.72
2022	0.31	0.60	0.00	0.32	0.24	1.19	0.07	0.99	0.91	1.82	3.72
2023	0.30	0.65	0.00								
2024	0.28	0.66	0.00								
2025	0.26	0.67	0.00								

Radiator Connection

Year	M
Year	Steel
2021	0.66
2022	0.66
2023	0.70
2024	0.71
2025	0.71

Year	Metal-Pipes	
	Steel	Copper
2021	0.99	1.31
2022	0.98	1.31
2023	1.00	1.40
2024	0.99	1.42
2025	0.97	1.42

Heating & Plumbing Pipes

Estimation of the consumption of Heating & Plumbing Pipes in Europe

The report covers the EC19 countries (as defined by EUROCONSTRUCT):

- Austria
- Belgium
- Czech Republic
- Denmark
- Finland
- France
- Germany
- Great Britain
- Hungary
- Ireland
- Italy
- Netherlands
- Norway
- Poland
- Portugal
- Slovakia
- Spain
- Sweden
- Switzerland

Europe / Western Europe / Eastern Europe

A range of 5 years is always shown per country:

- 2 years backward
- Current year
- 2 years forward

Shown is the pipe consumption for the applications:

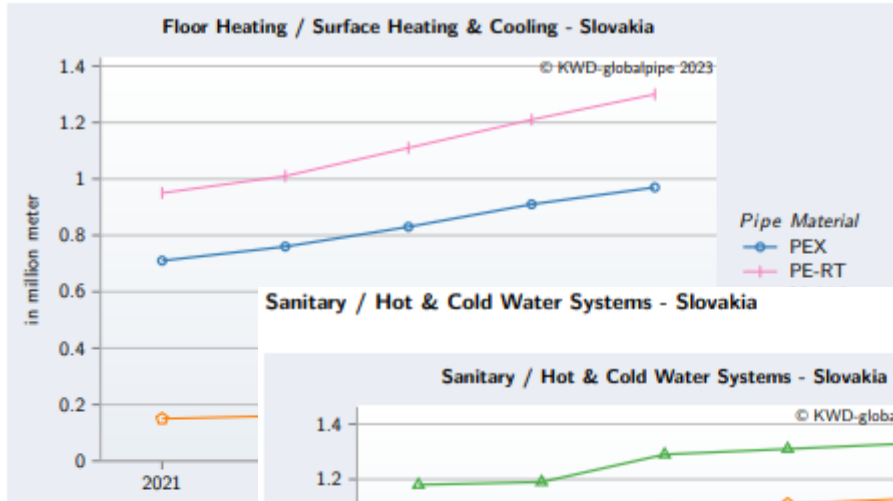
- Floor Heating / Surface Heating & Cooling
- Radiator Connection
- Sanitary Installations (Hot & Cold Water Systems)

The analysis includes the following contents:

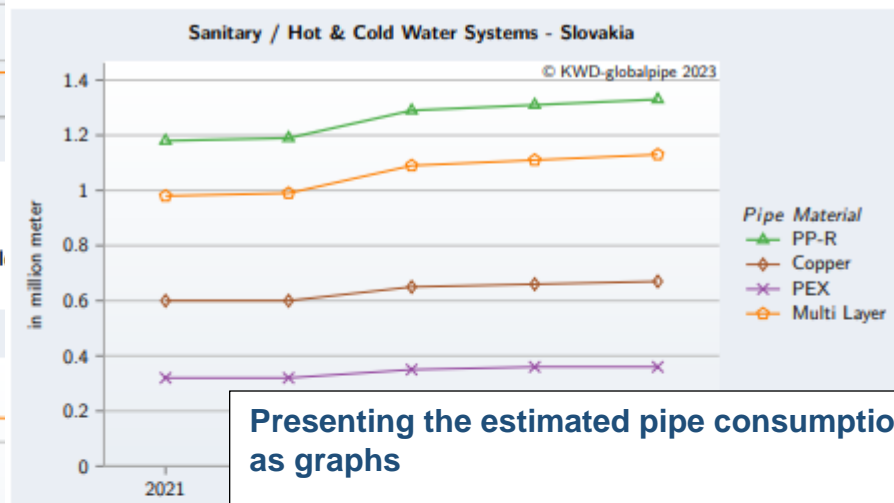
- estimated pipe consumption per application and as a total
- % change on previous years
- % market share



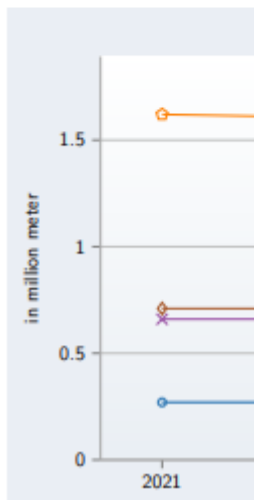
Floor Heating / Surface Heating & Cooling - Slovakia



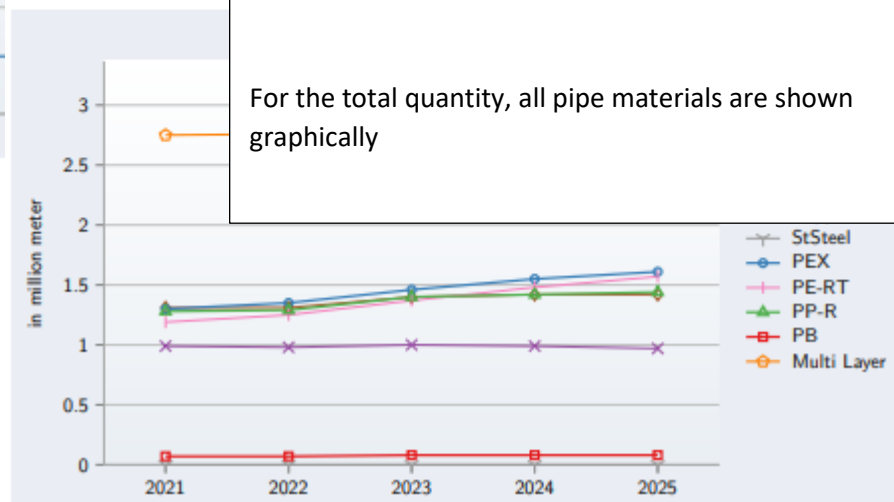
Sanitary / Hot & Cold Water Systems - Slovakia



Radiator Connection - SI



Heating & Plumbing



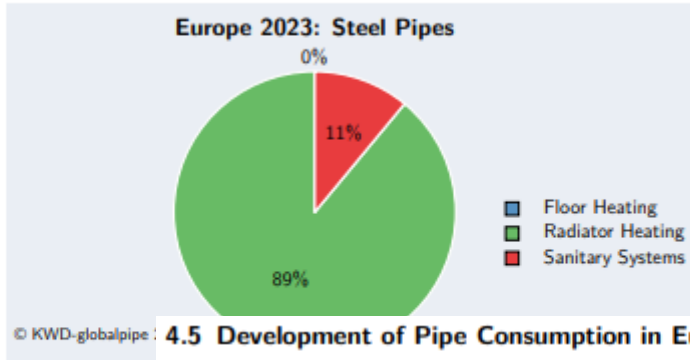
Presenting the estimated pipe consumptions as graphs

For each application the 4 strongest pipe materials are shown

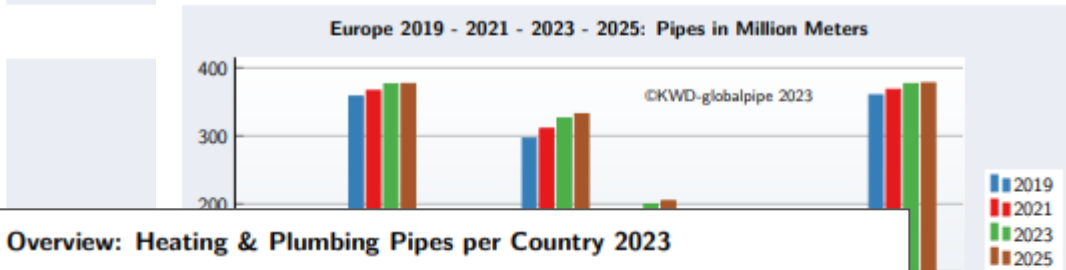
For the total quantity, all pipe materials are shown graphically



4.4 European Pipe Consumption broken down by applications 2023

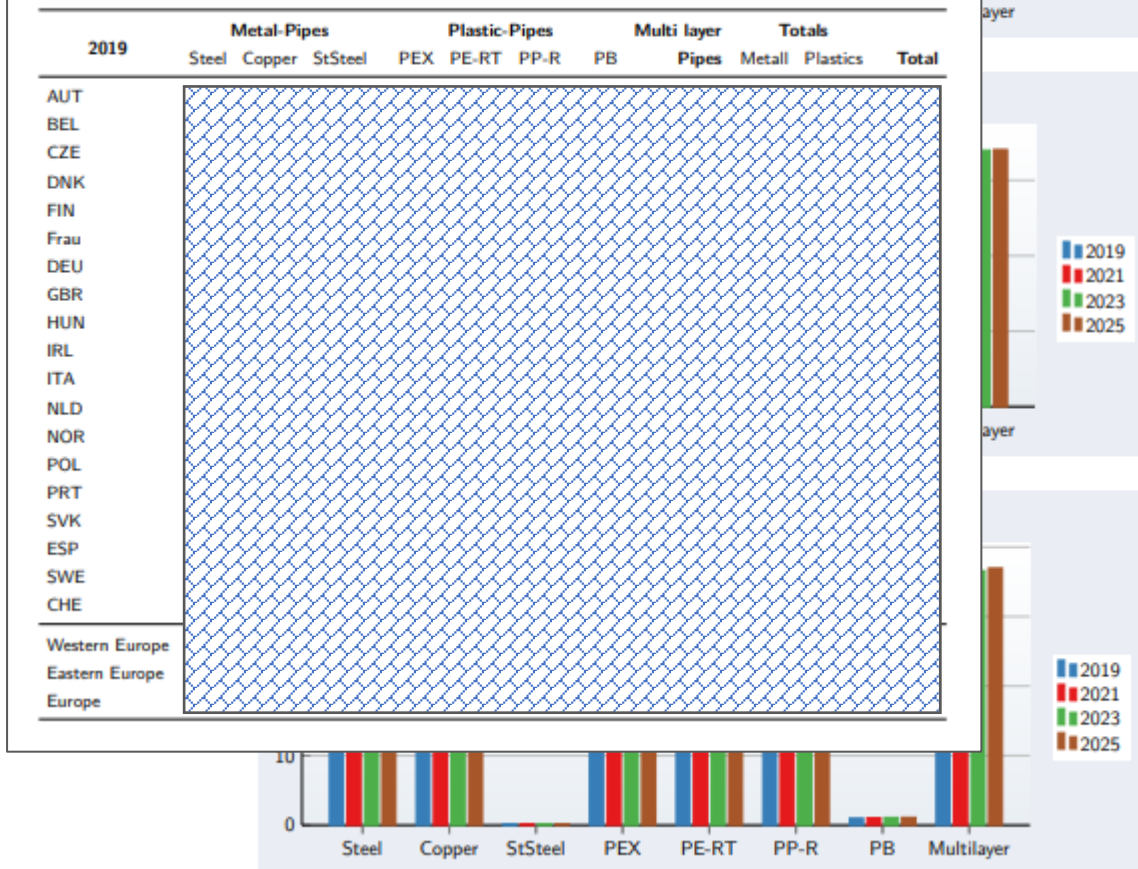


4.5 Development of Pipe Consumption in Europe 2019 – 2021 - 2023 - 2025

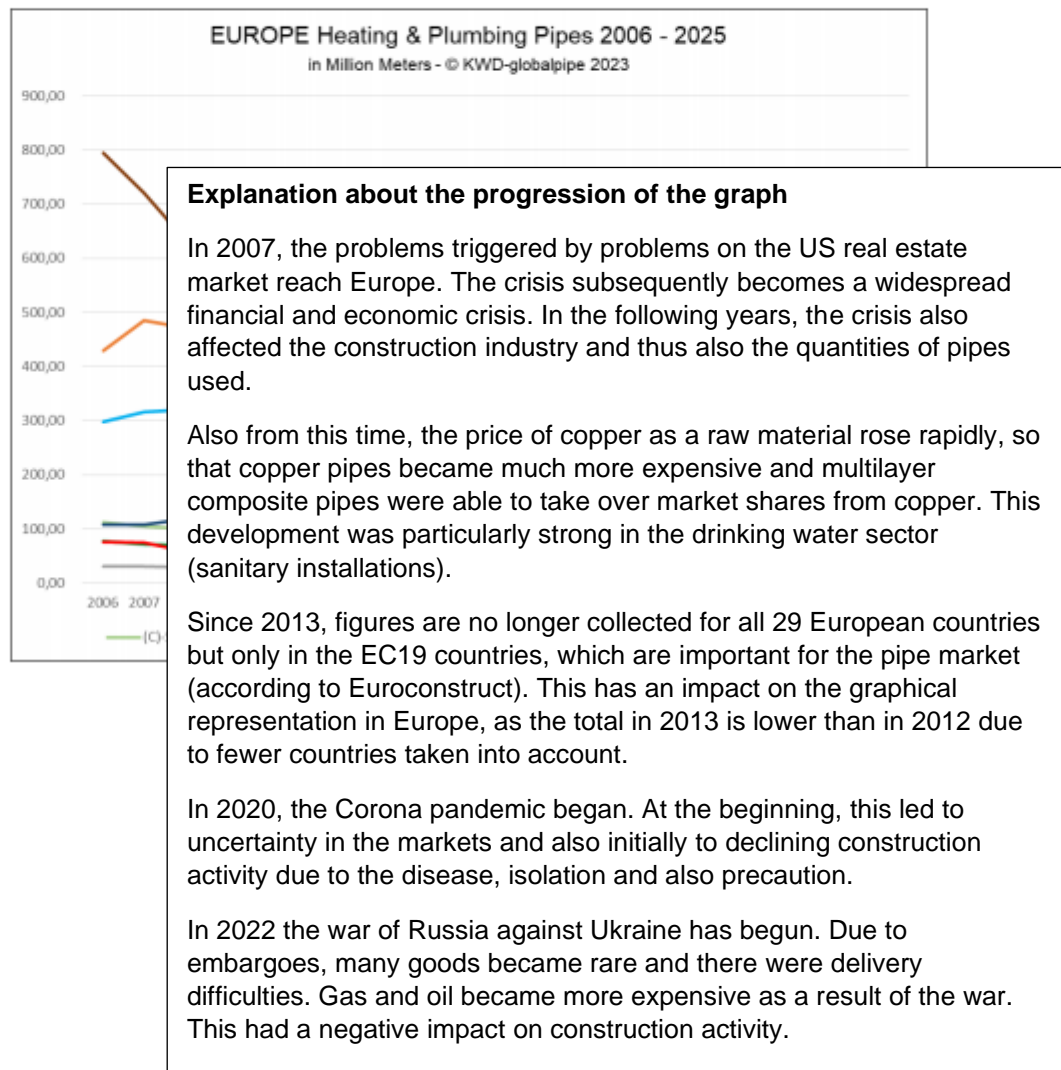


4.6 Overview: Heating & Plumbing Pipes per Country 2023

Countries in Comparison to Europe / in Million Metres



5.1 Europe (Long Term Chart)



5.2 Germany

5.3 France

5.4 Great Briain

5.5 Italy

5.6 Poland


Dipl.-Ing. Jutta Hix
 Luisenstraße 6
 D-58332 Schwelm

Tel. +49 2336/40 66 42
 Fax +49 2336/40 66 41
 hix@kwd-online.de

www.kwd-fenster.de
 www.kwd-shk.de
 www.kwd-globalpipe.de

Bestellformular / Orderform

Prices + MwSt. in Germany / Orders from foreign countries only by PrePayment
 All of our KWD Market-Reports will be delivered as digital versions by download

KWD - Market-Reports	Prices in €	only for subscribers
KWD Market Report "Fittings and Pipe Connections Europe 2021/2022" Situation+Trends of Fittings and Pipe Connection in Heating&Plumbing Systems 266 pages in English language, digital version as pdf file per download consumption of fittings and listing of fittings as Excel files	1.200,- <input type="checkbox"/>	970,- <input type="checkbox"/>
 KWD Market + Charts "Heating & Plumbing Pipes Europe 2023" 19 Countries, 278 pages, tables and chars, in English language, digital version incl. Excel files: Pipe Consumption / Long Term Charts / Crisis Calculator	1.450,- <input type="checkbox"/>	1.200,- <input type="checkbox"/>
KWD Market Report "Multilayer Composite Pipes Worldwide 2019" for Heating&Plumbing Installations, 244 pages in English language digital version per download, all tables and charts as Excel file	1.200,- <input type="checkbox"/>	975,- <input type="checkbox"/>
KWD Market Report "PEX, PE-RT and PB worldwide 2017" Flexible Pipes for Heating&Plumbing Installations, 376 pages in English language digital version per download, all tables and charts as Excel file	1.180,- <input type="checkbox"/>	960,- <input type="checkbox"/>

KWD-Newsletter	Prices in €
KWD-Sanitär, Heizung, Dämmung - Jahresabonnement in deutscher Sprache Märkte, Unternehmen, Trends (40 Ausgaben im pdf-Format)	150,- <input type="checkbox"/>
KWD-Fenster, Türen und Umfeld - Jahresabonnement in deutscher Sprache Märkte, Unternehmen, Trends (40 Ausgaben im pdf-Format)	150,- <input type="checkbox"/>
KWD-globalpipe , Fittings + Pipes - Yearly Subscription in english language Markets, Companies, Trends (40 Issues per Year as pdf-file)	250,- <input type="checkbox"/>

Company: _____ VAT-No.(only EU): _____

Address: _____

Name: _____ E-Mail: _____

Date: _____ Signature: _____

Beneficiary for PrePayment: HIX Publishing /KWD, Luisenstrasse 6, D-58332 Schwelm, **VAT no.:** DE814 384 688
bank name: MLP FDL (MLP Finanzdienstleistungen AG), D - 69168 Wiesloch
IBAN: DE22 6723 0000 4014 0625 56, **Swift-BIC:** MLPBDE61